

Zăvoianu Cristiana
Turcea Nicoleta Cristina

2

6

4

8

0

**MATEMATICA PENTRU
PREȘCOLARI**

1

3

5

7

9

Inspectoratul Școlar Județean Ialomița

Inspectori Școlari Educație timpurie

Prof. Leuștean Aurelia Mihaela

Prof. Smeianu Marcela



Grădinița cu Program Prelungit Dumbrava Minunată

2025

Prof. Turcea Nicoleta Cristina

Prof. Zăvoianu Cristiana

Dumbrava
MINUNATA
Grădinița

ISSN 3045 – 1434

ISSN – L 3045 - 1434



Created & published on StoryJumper™ ©2026 StoryJumper, Inc.
All rights reserved. Sources: storyjumper.com/attribution



Preview audio:
storyj.mp/aijstq6dty98


Formați multimi / grupe de obiecte care au aceeași culoare




Formați mulțimi / grupe de obiecte care au aceeași formă



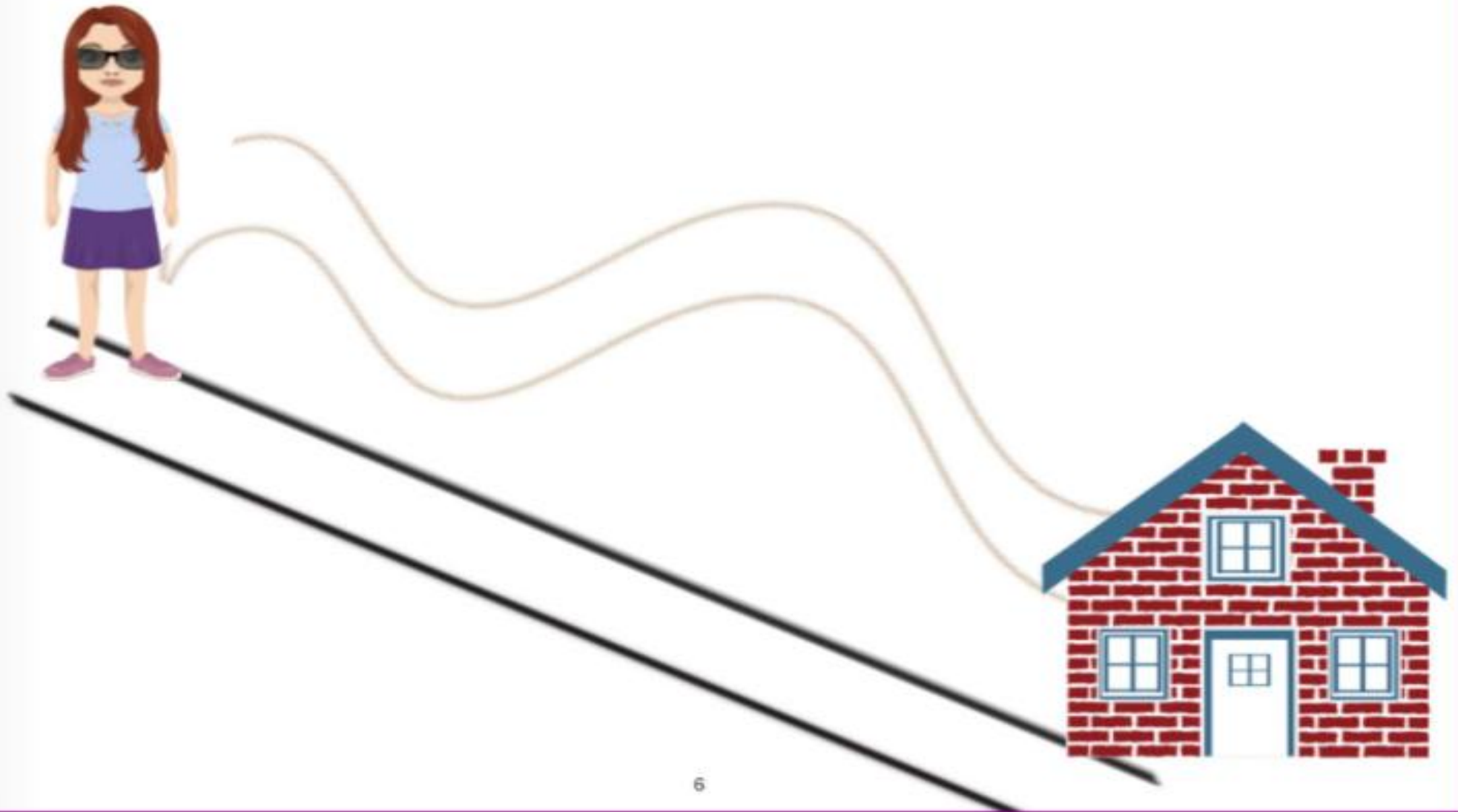
Formați mulțimi/ grupe de obiecte care au aceeași mărime



Colorează frunzele mari! Taie cu o linie frunzele mici



Colorează cu roșu drumul cel mai lung către casa și cu verde pe cel mai scurt



Colorează fetița înaltă și băiatul scund



Încercuiește creioanele subțiri, taie cu o linie creioanele groase




Colorează fularul cel mai lat







Formează mulțimi cu elemente de aceeași formă.

Formează perechi între elementele celor două mulțimi, prin punere în corespondență





1. Desenează în diagramă tot atâtea flori cât arată cifra



1

2. Încercuiește cifra care arată câte obiecte sunt



1 2 3


2 1 3

3 2 1


1 2 3

1 2 3

**Găsește și
colorează cifra 1**




Scrie cifra 1







1. Desenează în diagramă tot atâtea flori cât arată cifra




2



1



2




1

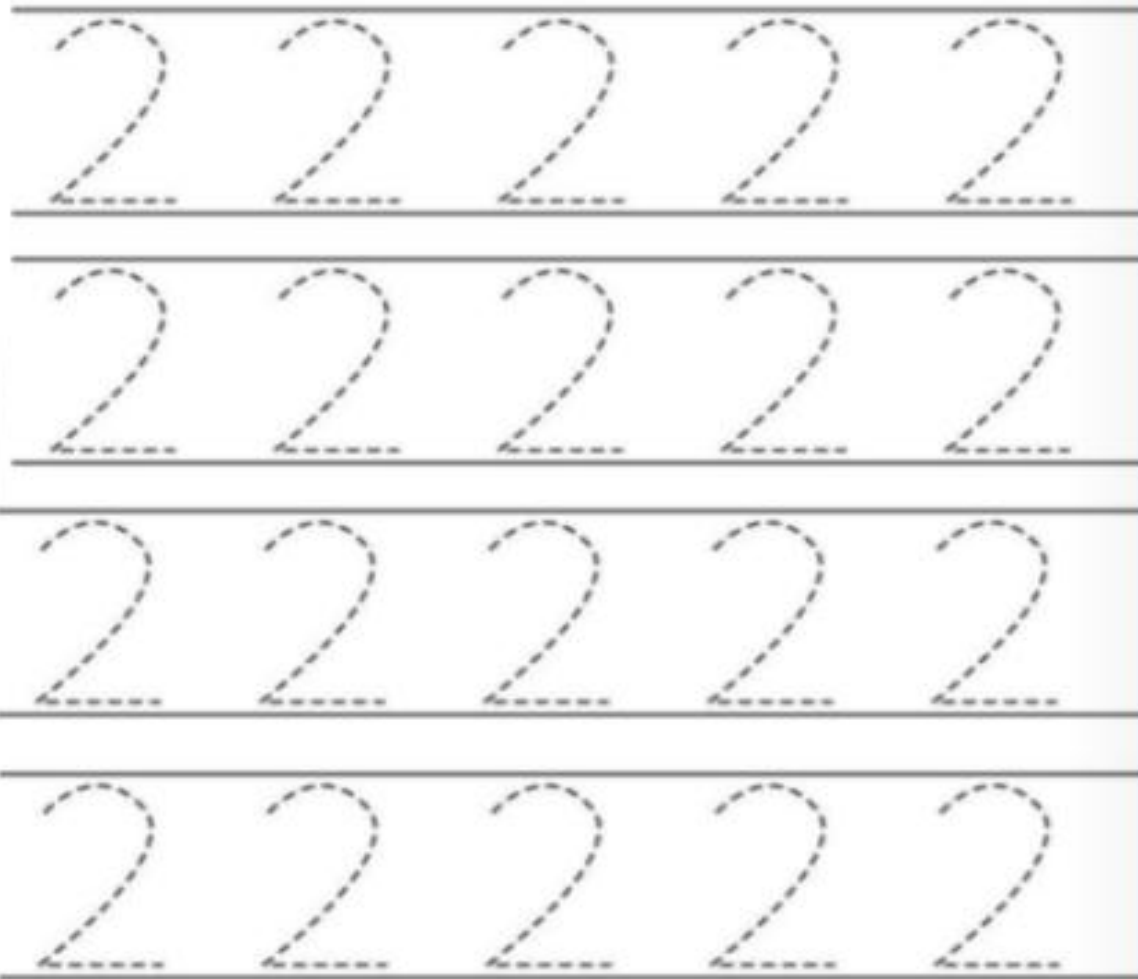
2. Încercuiește și colorează mulțimea cu două elemente



**Găsește și
colorează cifra 2**




Scrie cifra 2







1. Desenează în diagramă tot atâtea pătrate cât arată cifra




3



1




2




3


2. Încercuiește mulțimea cu 3 elemente



**Găsește și
colorează cifra 3**



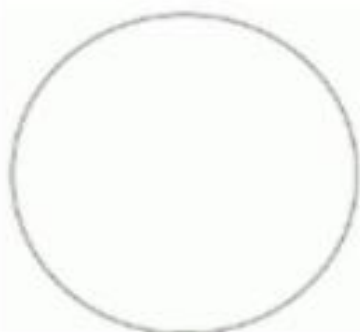
Scrie cifra 3




4




1. Desenează în diagramă tot atâtea cercuri cât arată cifra




3



4



1

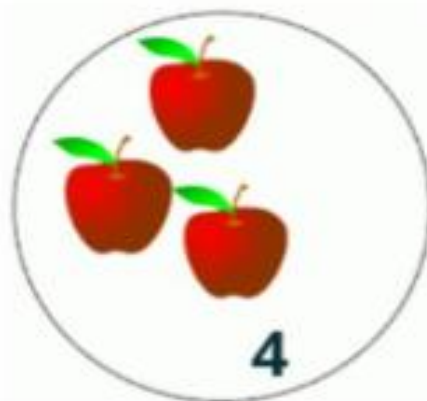


2

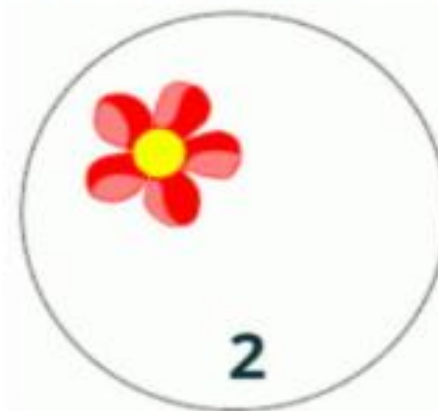
2. Completează să fie tot atâtea elemente cât arată cifra



3




4




2

**Găsește și
colorează cifra 4**



Scrie cifra 4



5



1. Desenează în diagramă tot atâtea linii cât arată cifra



5

4

3


2

1

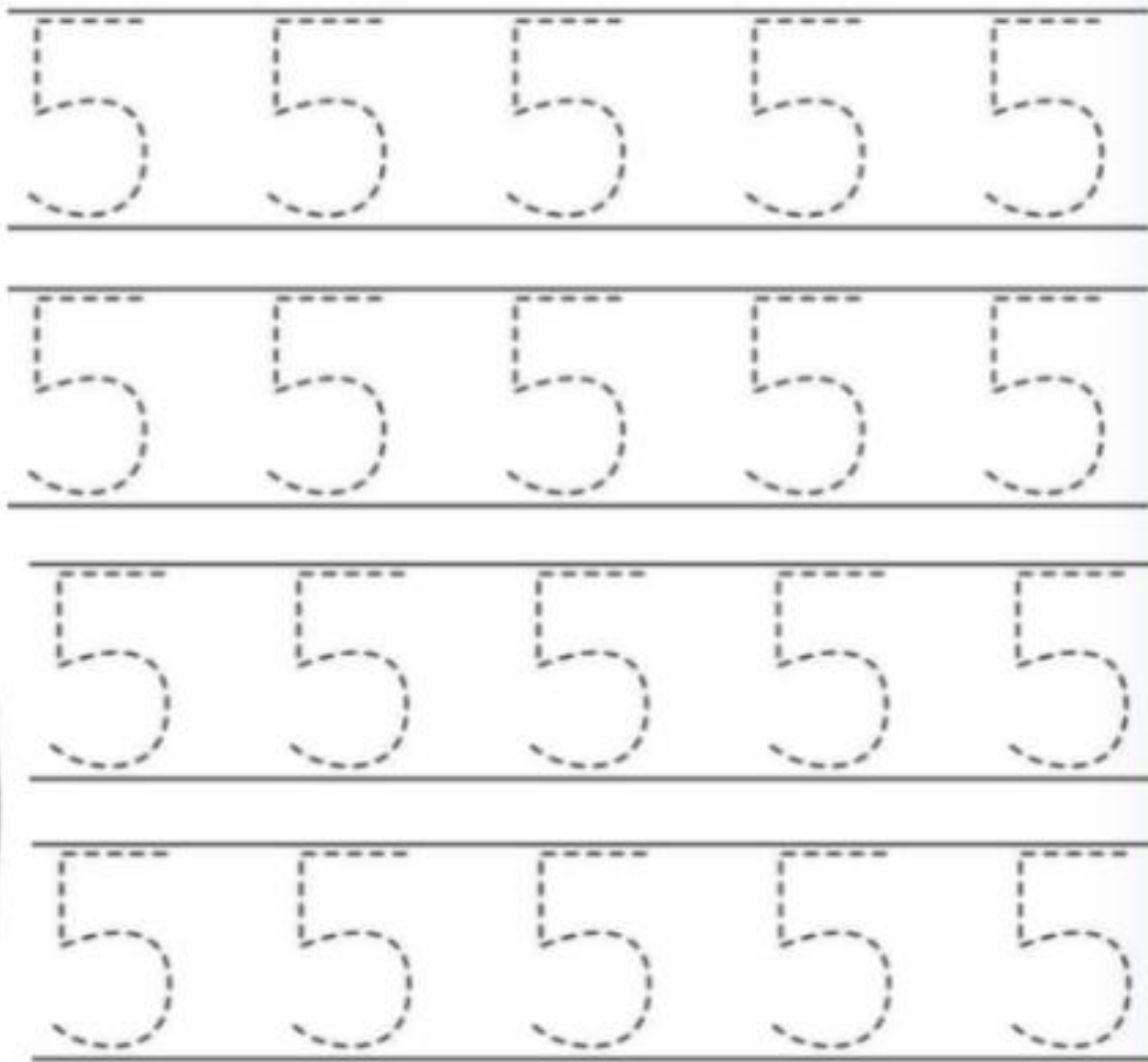
2. Taie elementele astfel încât să rămână cât arată cifra

3	A horizontal row of six identical frogs, each sitting and facing forward.
2	A horizontal row of five identical bears, each sitting and facing forward.
5	A horizontal row of six identical strawberries, each with a stem and leaves.

**Găsește și
colorează cifra 5**



Scrie cifra 5








1. Desenează tot atâtea cercuri (bile) cât arată cifra



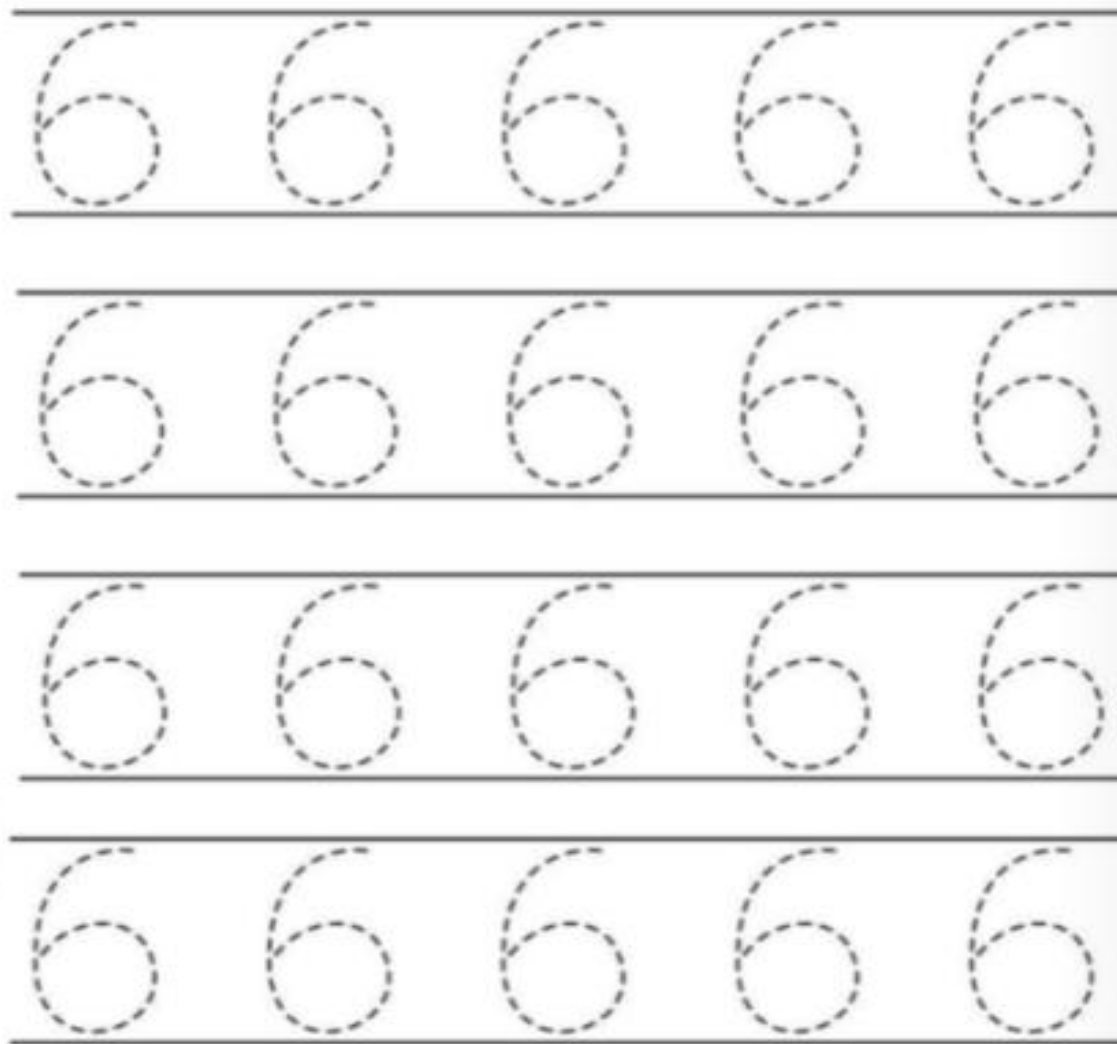
2. Colorează mulțimea cu 6 elemente



**Găsește și
colorează cifra 6**



Scrie cifra 6




7



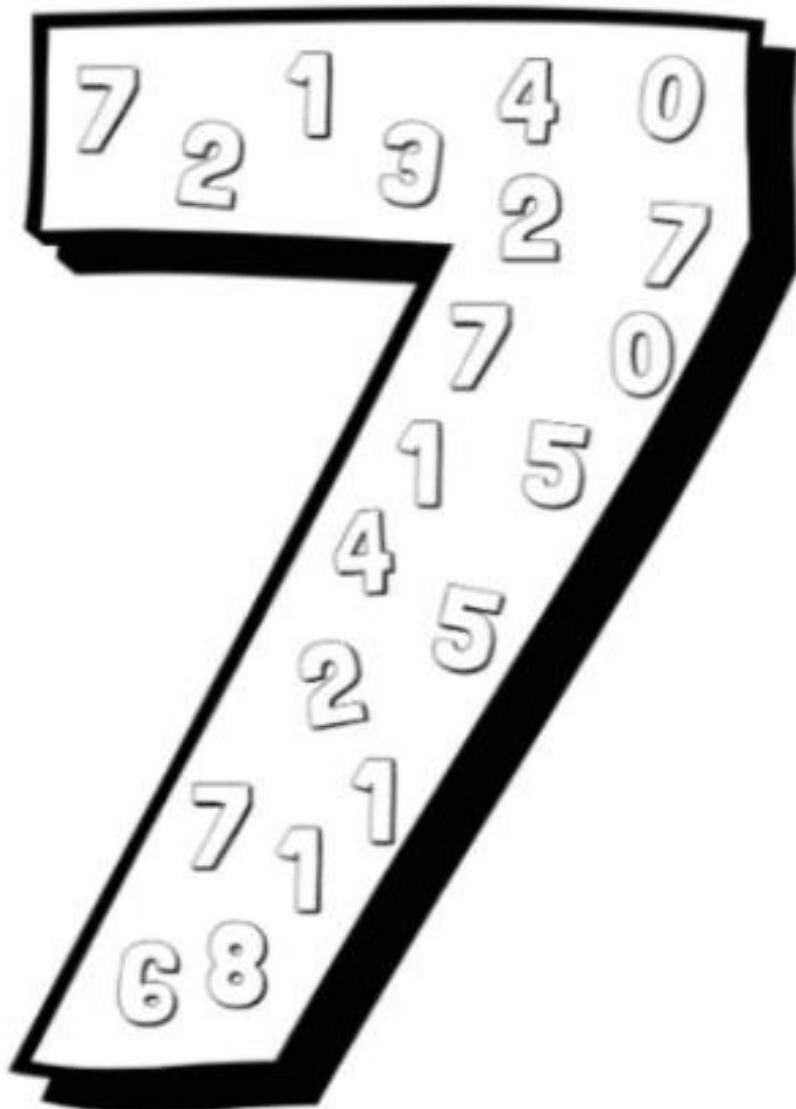
1. Desenează tot atâtea bile cât arată cifra



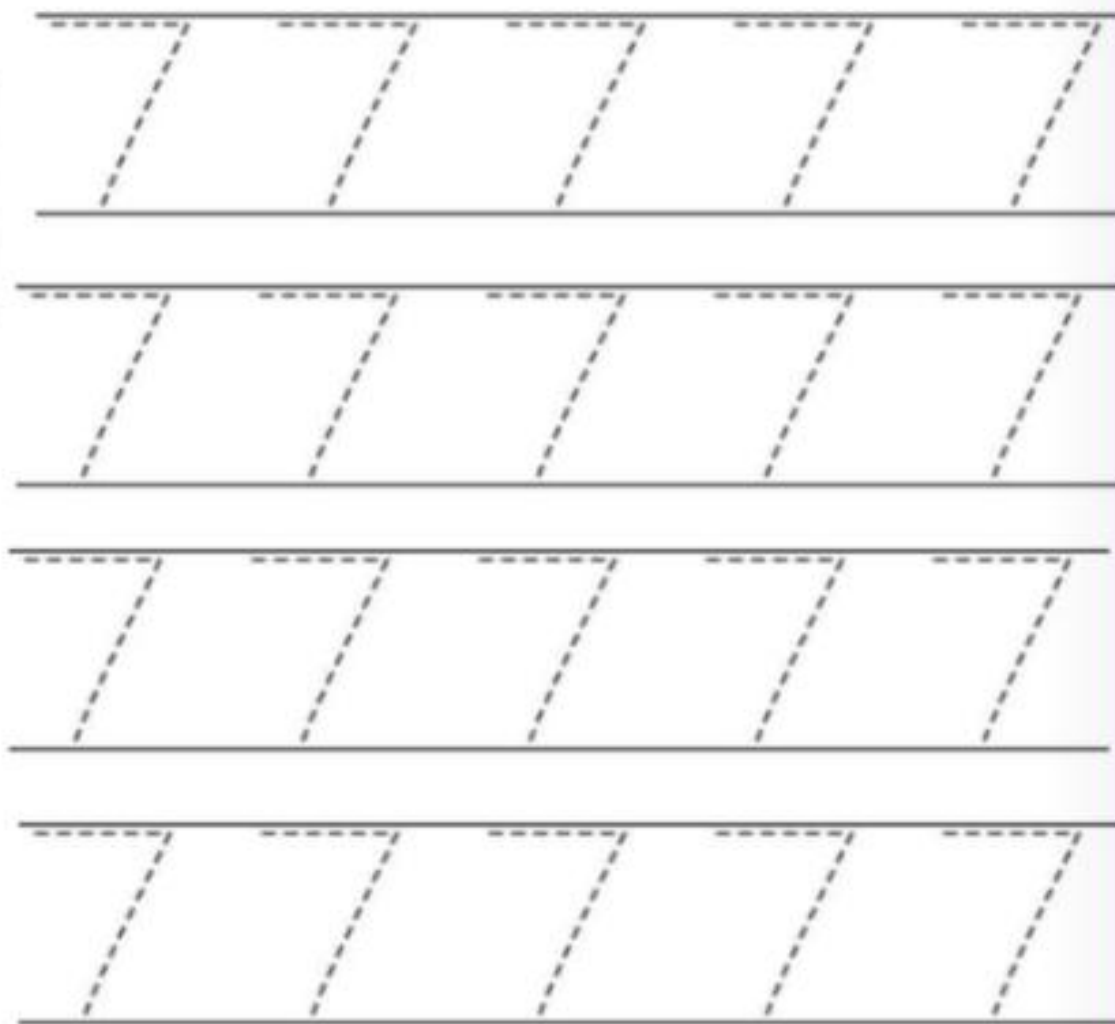
2. Colorează primele 7 vagoane ale trenului



Găsește și
colorează cifra 7



Scrive cifra 7






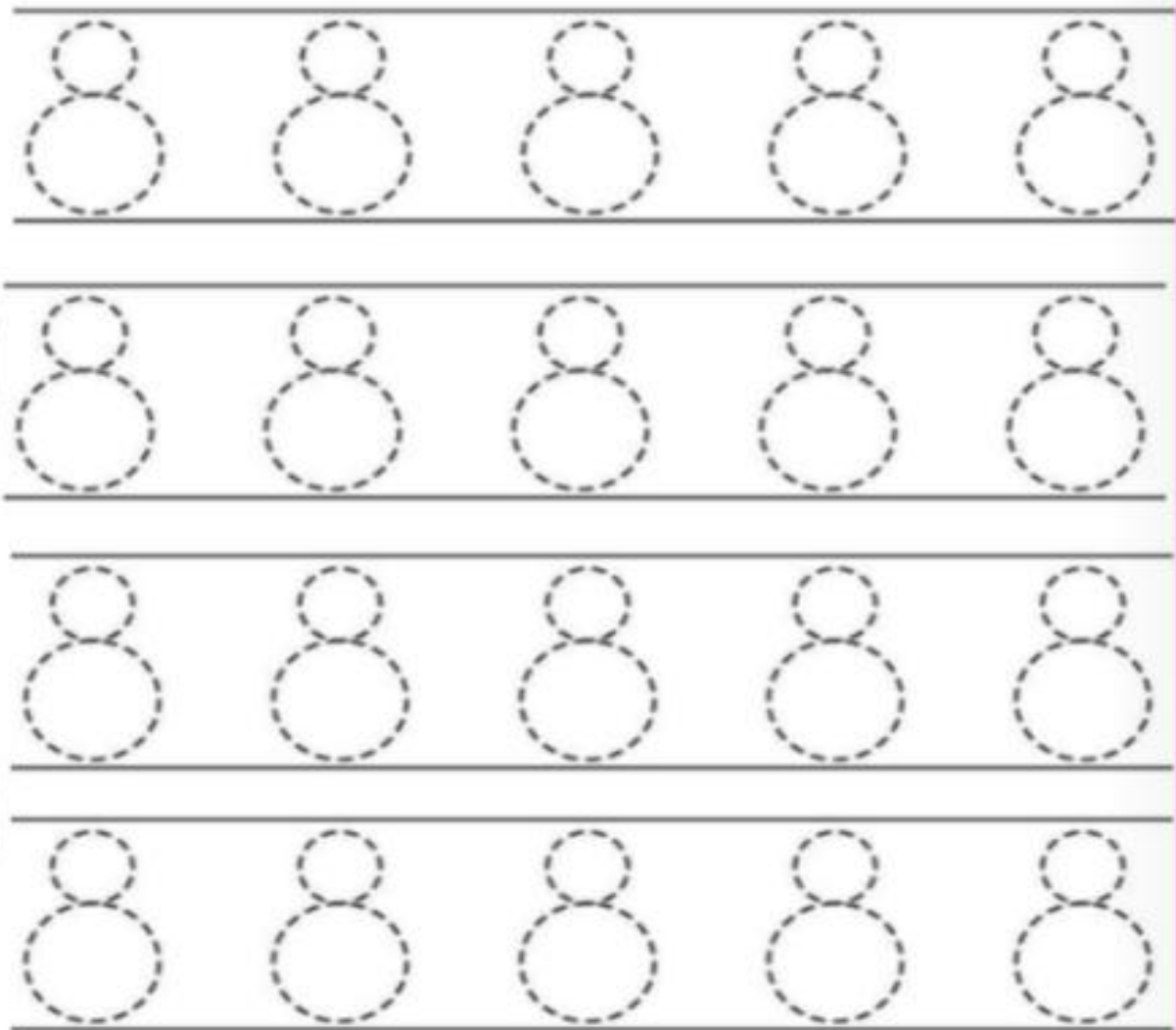
1. Desenează tot atâtea bile cât arată cifra



**Găsește și
colorează cifra 8**




Scrie cifra 8





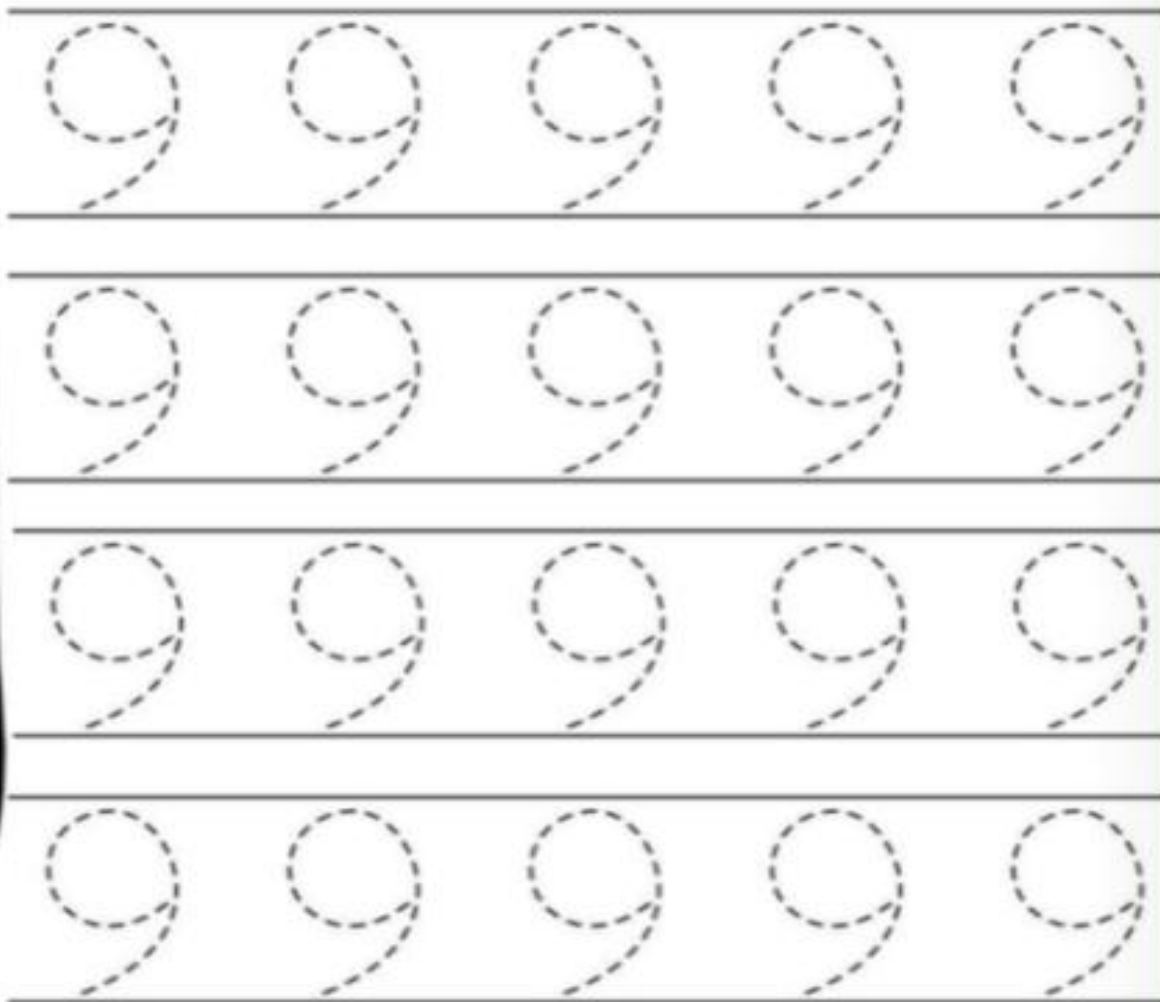
1. Încercuiește și colorează mulțimea cu 9 elemente



**Găsește și
colorează cifra 9**




Scrie cifra 9







1. Desenează în diagramă tot atâtea linii verticale cât arată numărul




1




2



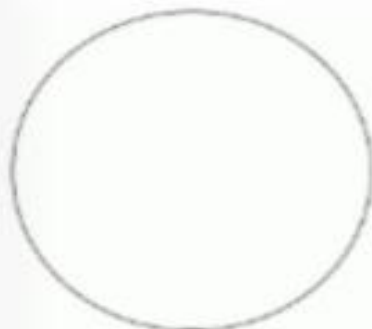
3




4




5




6




7



8

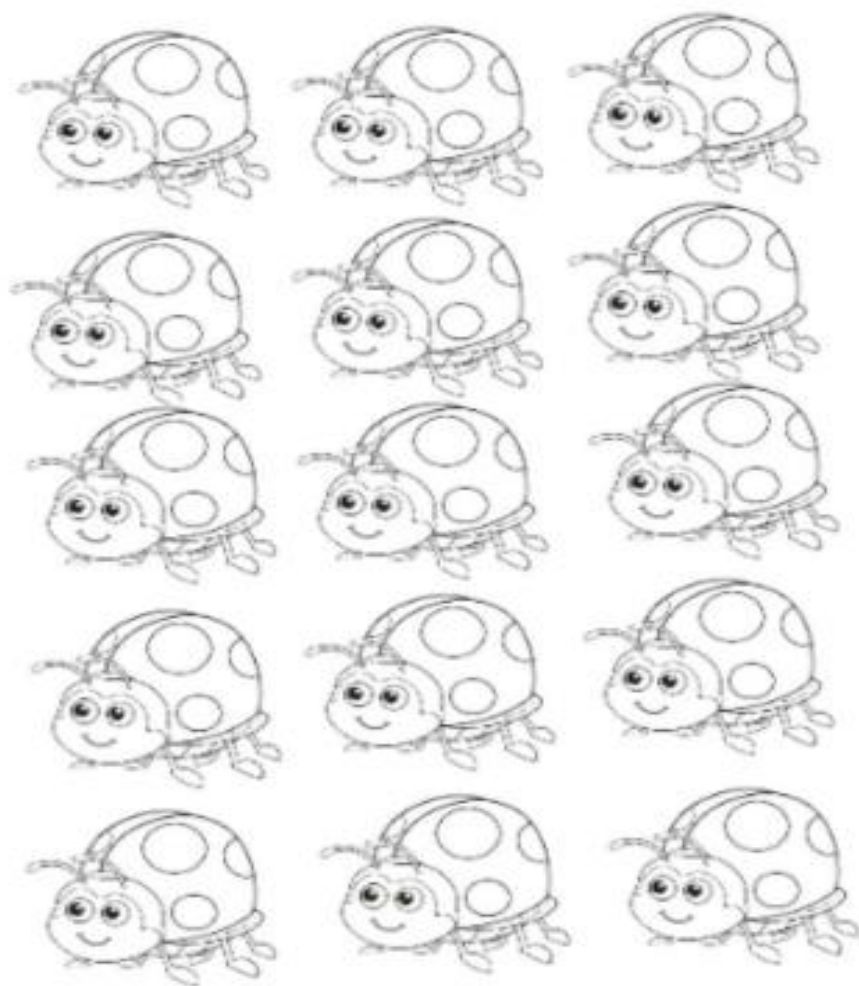


9




10

Colorează 10 gărgărițe



Scrie numărul 10



Colorează tot atâtea elemente cât arată cifra

3



8







2



4



Colorează tot atâtea elemente cât arată cifra

1	
6	
5	
3	

1 4 5 7 8

 2 3 5 6 9

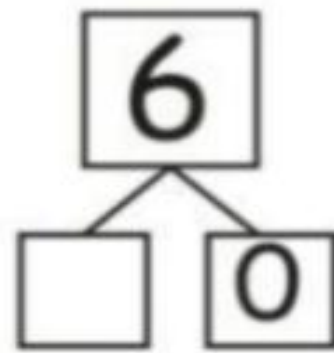
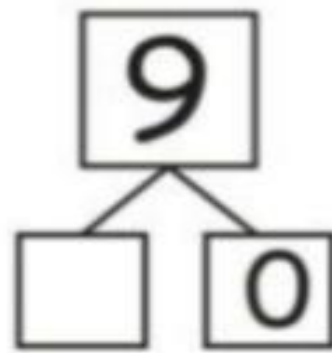
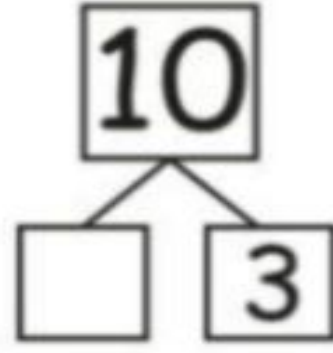
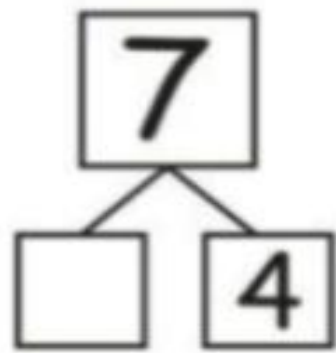
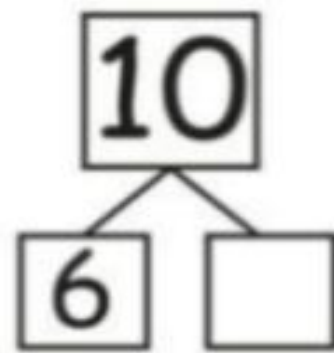
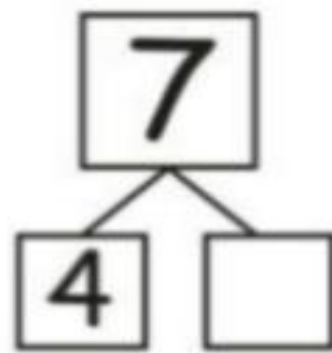
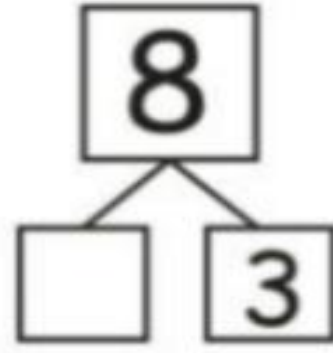
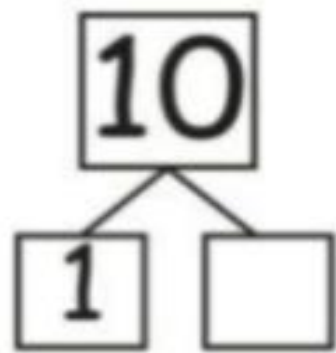
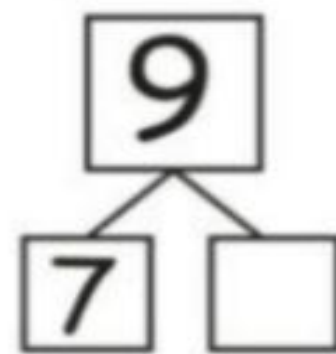
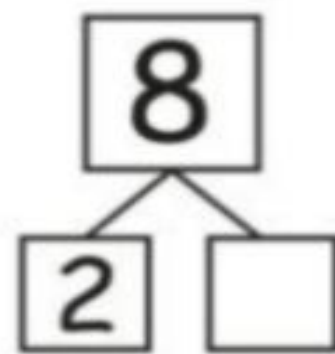
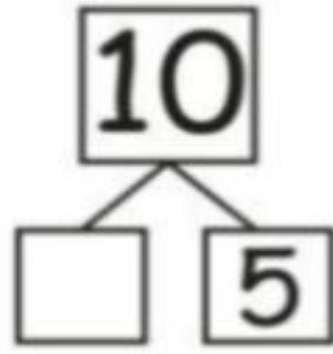
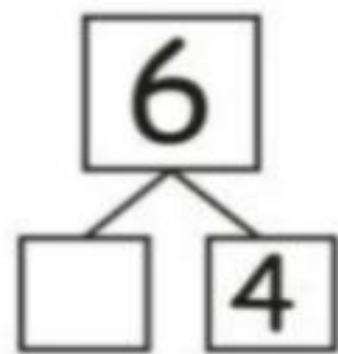
1 3 6 8 10

 2 4 5 7 9

 2 4 6 8 10

1 3 5 7 9

Completează
cifrele care lipsesc





Start
5
+ 1
- 2
+ 1

- 1
+ 3
+ 2
- 1

+ 2
- 3
- 3
End



Calculează:

$1 + 2 = \underline{\quad}$

$2 + 3 = \underline{\quad}$

$4 + 1 = \underline{\quad}$

$7 + 1 = \underline{\quad}$

$9 + 1 = \underline{\quad}$

$5 + 2 = \underline{\quad}$

$3 + 1 = \underline{\quad}$

$8 + 1 = \underline{\quad}$

$6 + 2 = \underline{\quad}$

$9 - 2 = \underline{\quad}$

$10 - 1 = \underline{\quad}$

$8 - 2 = \underline{\quad}$

$5 - 1 = \underline{\quad}$

$3 - 1 = \underline{\quad}$

$4 - 1 = \underline{\quad}$

$6 - 1 = \underline{\quad}$

$7 - 2 = \underline{\quad}$

$2 - 1 = \underline{\quad}$



storyjumper.com